

Scaled data based on original data using
LM-79-08 Approved Method: Electrical and Photometric Measurements of Solid-
State Lighting Products

Test Report Prepared for
Cooper Lighting Solutions
(formerly Eaton)

Brand: McGRAW-EDISON

Report Number: P386468

Luminaire Tested: **GWC-SA2A-827-U-SL2-HSS**

Issue Date: 3/3/2020

Test Information

Test Method: LM-79-08
Report Number: P386468
TEST IS SCALED FROM IESNA LM-79-08 TEST DATA (G2-1903-205-21)
Test Lab: INNOVATION CENTER
Issue Date: 3/3/2020
Manufacturer: COOPER LIGHTING SOLUTIONS (FORMERLY EATON)
Product Line: MCGRAW-EDISON
Catalog Number: GWC-SA2A-827-U-SL2-HSS
Description: GALLEON WALL LUMINAIRE
(2) 80 CRI, 2700K, 615mA LIGHTSQUARES WITH 16 LEDS EACH AND TYPE II SPILL
LIGHT ELIMINATOR OPTICS WITH HOUSE SIDE SHIELD
Light Source: -
Ballast/Driver: ELECTRONIC DRIVER

Summary

Lumens per Lamp: N/A
Luminaire Lumens: 5922 lumens
Efficiency: N/A
Efficacy: 89.7 lumens/watt
Luminous Opening: Rectangular (W 1' x L: 0.5' x H: 0')
IES Classification: Type III - Medium
BUG Rating: B1 - U0 - G2

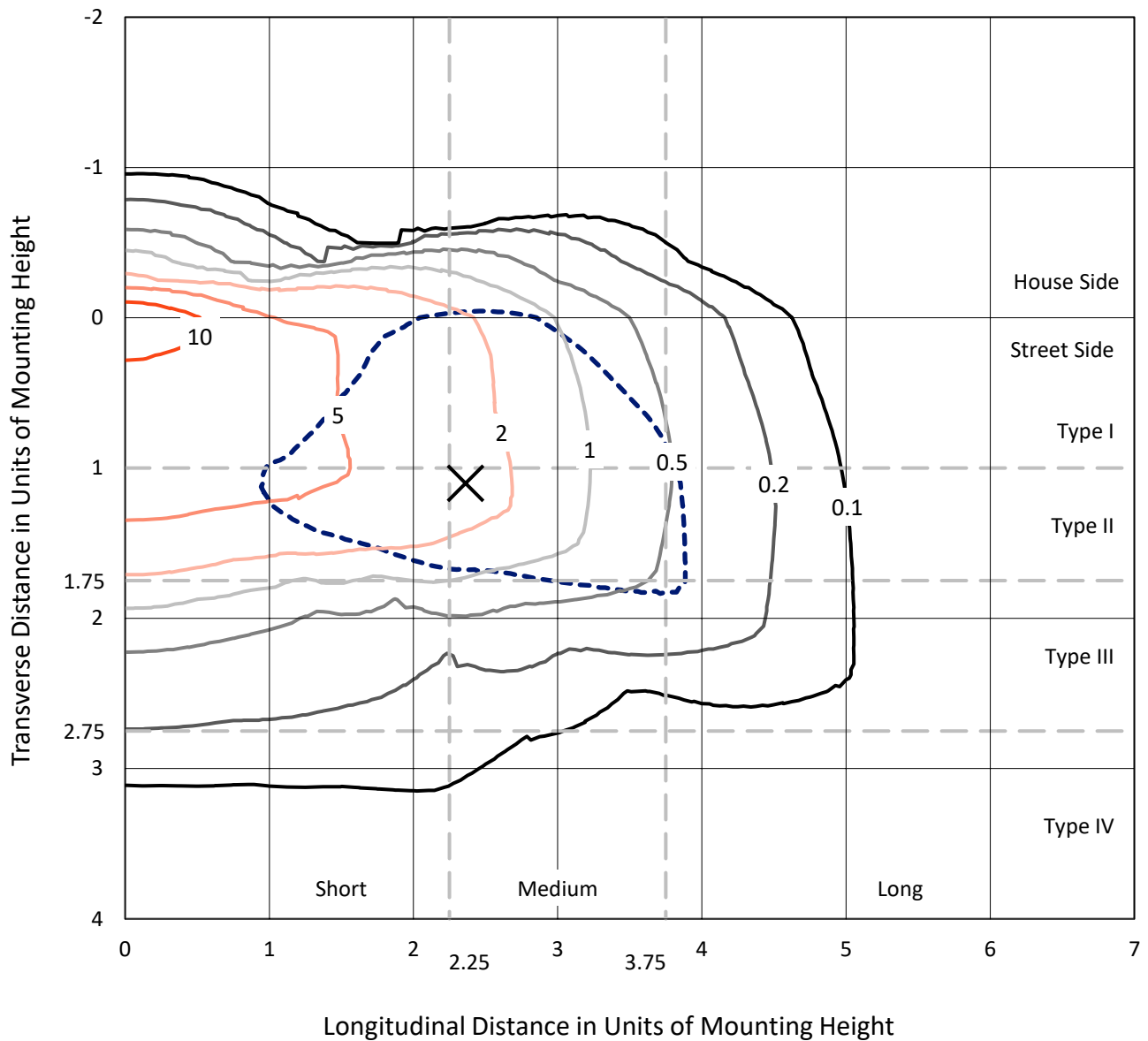
Input Watts (W): 66
Input Voltage (V): NR
Input Current (A_{in}): NR
Voltage Rise (V): NR
Power Factor: NR
Total Harmonic Distortion (THDi): NR
Frequency (hertz): 60
Stabilization Time: NR
Operation Time: NR
Ambient Temperature (°C): NR
Test Distance: 24 FT



REPORT NUMBER: P386468
 CATALOG NUMBER: GWC-SA2A-827-U-SL2-HSS

Iso-Footcandle Lines of Horizontal Illumination

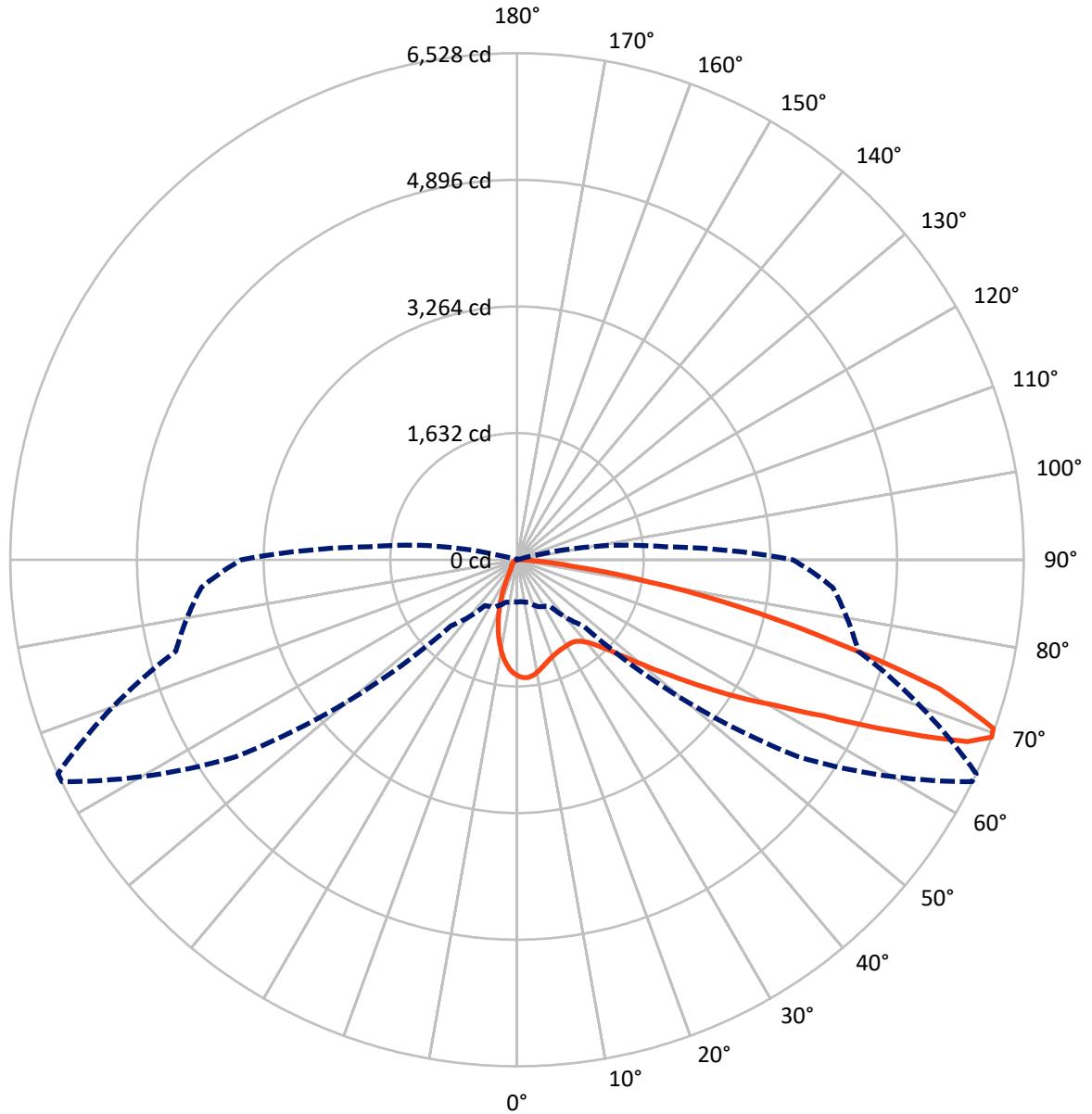
✕ Max cd
 - - - 1/2 Max cd



Based on 10 foot mounting height. Maximum calculated value = 15 fc
 Type III - Medium - N/A

REPORT NUMBER: P386468
CATALOG NUMBER: GWC-SA2A-827-U-SL2-HSS

Luminous Intensity Polar Plot



— Vertical Plane Through 65-Deg Lateral - - - Horizontal Cone Through 69-Deg Vertical

REPORT NUMBER: P386468
 CATALOG NUMBER: GWC-SA2A-827-U-SL2-HSS

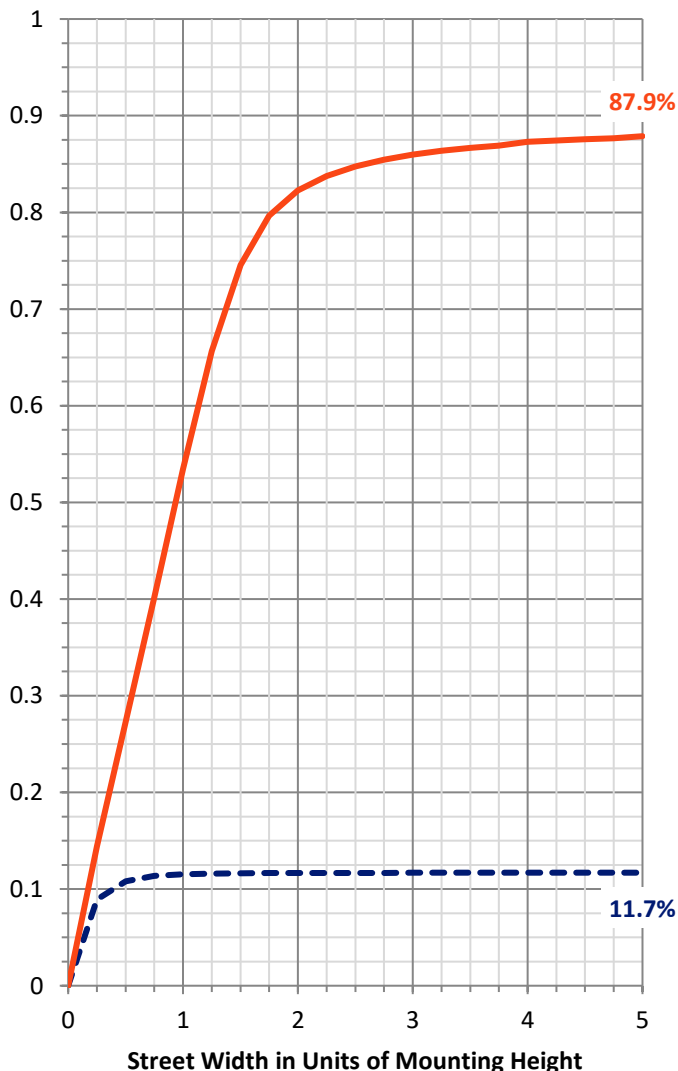
FLUX DISTRIBUTION:

		Downward	Upward	Total
House Side	Lumens	698.1	0.0	698.1
	% Fixture	11.8	0.0	11.8
Street Side	Lumens	5223.9	0.0	5223.9
	% Fixture	88.2	0.0	88.2
Total	Lumens	5922.0	0.0	5922.0
	% Fixture	100.0	0.0	100.0

ZONAL LUMENS:

Zone	Lumens	% Fixture
0°-10°	125.1	2.1
10°-20°	273.9	4.6
20°-30°	379.4	6.4
30°-40°	529.0	8.9
40°-50°	822.3	13.9
50°-60°	1320.1	22.3
60°-70°	1493.2	25.2
70°-80°	877.0	14.8
80°-90°	102.0	1.7
90°-100°	0.0	0.0
100°-110°	0.0	0.0
110°-120°	0.0	0.0
120°-130°	0.0	0.0
130°-140°	0.0	0.0
140°-150°	0.0	0.0
150°-160°	0.0	0.0
160°-170°	0.0	0.0
170°-180°	0.0	0.0
0°-90°	5922.0	100.0
0°-180°	5922.0	100.0

Coefficient of Utilization



REPORT NUMBER: P386468

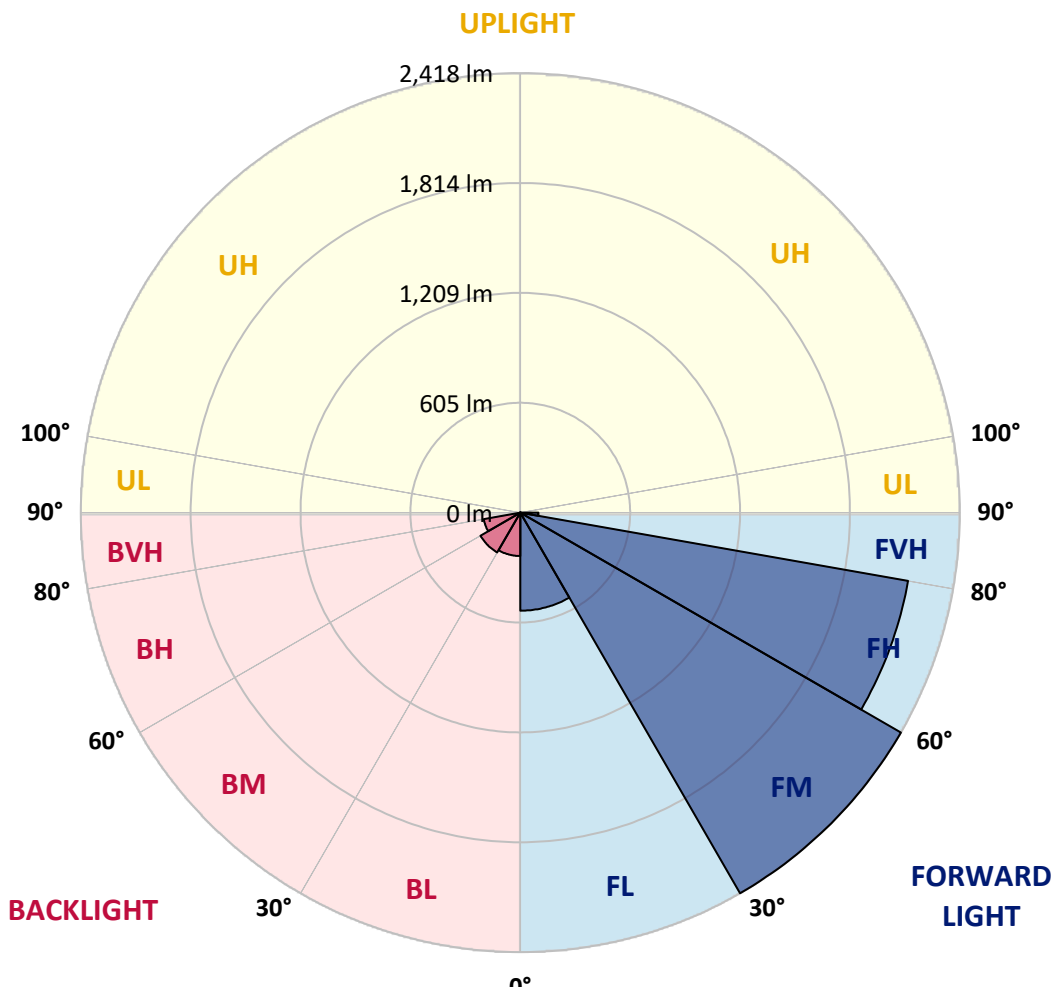
CATALOG NUMBER: GWC-SA2A-827-U-SL2-HSS

LUMINAIRE CLASSIFICATION SYSTEM LUMEN TABLE AND BUG RATING:

Zone	Lumens	% Fixture	Zone Rating/Lumen Limit		
			B	U	G
FL (0°-30°)	539.6	9.1			
FM (30°-60°)	2418.4	40.8			
FH (60°-80°)	2166.2	36.6			G2/5000
FVH (80°-90°)	99.7	1.7			G1/100
BL (0°-30°)	238.8	4.0	B1/500		
BM (30°-60°)	253.0	4.3	B1/1000		
BH (60°-80°)	204.0	3.4	B1/500		G1/500
BVH (80°-90°)	2.3	0.0			G0/10
UL (90°-100°)	0.0	0.0		U0/0	
UH (100°-180°)	0.0	0.0		U0/0	

BUG Rating: B1-U0-G2

Type III Medium





REPORT NUMBER: P386468
 CATALOG NUMBER: GWC-SA2A-827-U-SL2-HSS

CANDELA DISTRIBUTION (FULL):

	0°	5°	15°	25°	35°	45°	55°	64°	65°	75°	85°
0°	1496.5	1496.5	1496.5	1496.5	1496.5	1496.5	1496.5	1496.5	1496.5	1496.5	1496.5
2.5°	1509.8	1506.0	1509.0	1515.5	1518.8	1518.8	1521.3	1518.3	1519.3	1512.0	1501.5
5°	1415.3	1409.5	1417.8	1436.1	1458.7	1478.0	1506.5	1521.6	1523.1	1523.3	1511.0
7.5°	1313.6	1308.3	1320.6	1342.1	1371.2	1407.0	1456.9	1500.5	1503.0	1526.6	1517.5
10°	1230.9	1227.1	1241.4	1264.5	1298.5	1338.6	1399.8	1460.4	1467.7	1519.8	1516.5
12.5°	1165.2	1162.2	1175.7	1202.3	1237.1	1281.5	1345.4	1415.8	1425.6	1504.5	1511.5
15°	1117.4	1116.9	1128.1	1153.7	1192.3	1233.6	1299.0	1374.5	1385.7	1488.0	1510.8
17.5°	1092.3	1093.1	1101.3	1123.1	1156.2	1197.3	1259.9	1339.6	1351.9	1473.2	1514.5
20°	1089.8	1090.6	1095.1	1107.3	1134.2	1170.5	1228.1	1310.3	1323.1	1462.2	1520.6
22.5°	1111.9	1111.3	1112.6	1111.3	1126.4	1153.9	1207.1	1287.8	1302.5	1454.9	1525.3
25°	1154.2	1153.4	1152.9	1143.7	1133.7	1148.4	1198.3	1275.0	1289.0	1449.6	1528.1
27.5°	1213.1	1212.6	1211.8	1196.5	1166.5	1157.2	1199.3	1270.2	1282.0	1445.4	1527.6
30°	1290.5	1294.0	1293.0	1271.7	1224.9	1184.0	1209.8	1267.7	1278.0	1437.1	1522.3
32.5°	1381.5	1388.5	1394.0	1371.2	1312.6	1237.1	1234.1	1270.5	1278.0	1430.8	1512.8
35°	1476.0	1485.0	1505.3	1497.3	1420.1	1317.1	1276.0	1287.0	1293.3	1434.4	1508.3
37.5°	1568.9	1579.7	1623.8	1647.1	1560.9	1422.8	1341.1	1327.9	1331.1	1455.7	1513.3
40°	1676.9	1693.2	1760.1	1797.7	1729.0	1564.4	1438.6	1398.0	1399.3	1502.5	1536.6
42.5°	1818.8	1835.5	1908.0	1966.8	1918.5	1743.3	1570.9	1505.3	1504.0	1590.2	1591.5
45°	1991.7	2009.2	2084.1	2149.5	2127.7	1955.3	1740.3	1661.9	1660.4	1728.5	1695.5
47.5°	2187.6	2204.9	2271.8	2339.2	2362.8	2202.9	1956.1	1875.6	1872.1	1920.7	1856.1
50°	2355.8	2367.0	2428.7	2519.4	2625.6	2507.1	2224.5	2147.0	2143.3	2176.1	2091.9
52.5°	2416.9	2423.4	2486.1	2613.1	2878.2	2919.1	2577.0	2477.3	2474.5	2488.8	2405.9
55°	2293.1	2304.9	2381.8	2570.3	3015.1	3384.7	3022.1	2886.2	2865.5	2834.6	2734.1
57.5°	1955.8	1974.6	2057.3	2307.9	2951.2	3754.0	3676.1	3348.8	3318.3	3129.8	3001.0
60°	1465.4	1488.5	1557.1	1827.5	2610.1	3885.6	4390.8	3864.3	3795.4	3364.9	3246.3
62.5°	1005.6	1017.1	1063.7	1239.9	1922.2	3670.1	4988.7	4554.7	4428.9	3620.5	3511.7
65°	768.0	772.1	791.1	851.7	1144.7	2981.2	5226.5	5465.5	5313.4	3926.2	3787.1
67.5°	618.9	615.7	642.0	728.7	766.5	1818.8	4949.1	6327.3	6256.1	4334.9	4064.3
69°	545.8	541.3	568.1	668.8	719.9	1202.3	4424.3	6523.0	6527.5	4550.6	4083.3
70°	491.1	494.2	520.7	633.2	704.1	943.7	3923.2	6473.1	6508.7	4631.3	3969.0
72.5°	328.0	336.0	389.4	525.7	677.1	714.2	2368.8	5554.7	5691.6	4449.7	3405.2
75°	184.9	190.9	254.3	396.4	638.0	680.1	1251.2	4092.3	4224.6	3721.0	2625.9
77.5°	90.7	94.0	143.8	255.8	533.5	648.0	709.7	2779.8	2930.9	2428.7	1485.2
80°	38.3	40.1	71.9	157.9	381.4	618.4	527.0	1710.8	1729.5	951.5	395.7
82.5°	14.8	15.3	30.3	98.5	242.3	482.1	440.8	811.1	791.6	179.2	90.2
85°	1.8	2.0	11.0	59.1	134.8	248.1	358.1	349.6	323.5	35.6	46.4
87.5°	0.0	0.0	0.8	18.0	40.1	116.3	186.2	145.1	130.8	11.5	24.1
90°	0.0	0.0	0.0	0.0	0.0	0.0	0.0	0.0	0.0	0.0	0.0



REPORT NUMBER: P386468
 CATALOG NUMBER: GWC-SA2A-827-U-SL2-HSS

CANDELA DISTRIBUTION (continued):

	90°	95°	105°	115°	125°	135°	145°	155°	165°	175°	180°
0°	1496.5	1496.5	1496.5	1496.5	1496.5	1496.5	1496.5	1496.5	1496.5	1496.5	1496.5
2.5°	1492.7	1490.2	1476.7	1457.2	1438.6	1415.6	1393.5	1380.2	1369.7	1362.7	1371.0
5°	1496.8	1485.7	1444.6	1392.0	1340.4	1282.2	1228.1	1182.3	1164.2	1144.2	1153.2
7.5°	1495.5	1474.7	1400.8	1307.1	1212.3	1114.4	1021.6	950.2	913.1	876.8	886.1
10°	1489.2	1454.2	1342.1	1203.3	1061.5	920.7	789.1	689.1	633.2	582.6	589.9
12.5°	1475.5	1426.6	1273.0	1084.5	894.8	709.2	555.0	427.0	358.3	328.0	331.8
15°	1467.2	1399.8	1199.8	964.3	716.9	493.9	339.3	252.3	221.0	211.0	212.2
17.5°	1463.2	1374.0	1124.1	826.7	535.0	314.5	219.3	193.5	186.7	184.9	185.4
20°	1459.2	1347.9	1046.2	690.6	368.6	211.5	180.2	172.7	170.1	167.9	168.4
22.5°	1452.4	1322.8	962.5	552.8	248.6	171.7	162.4	155.1	149.9	147.1	147.6
25°	1444.1	1296.5	877.1	411.7	181.4	153.1	144.3	134.1	127.8	122.8	123.0
27.5°	1430.8	1264.2	788.8	299.7	152.4	137.1	125.3	114.0	103.5	97.7	97.7
30°	1412.3	1227.6	690.9	214.5	136.6	121.3	107.0	93.0	81.7	76.4	75.9
32.5°	1391.8	1189.5	591.9	162.6	124.0	106.5	90.2	75.4	65.4	61.1	60.9
35°	1374.2	1148.4	493.2	136.3	111.5	92.2	74.4	61.9	53.9	50.4	50.1
37.5°	1362.9	1107.3	396.9	121.8	100.2	78.9	62.4	51.1	45.4	42.6	42.3
40°	1361.2	1076.8	309.0	110.8	89.7	67.2	52.1	43.4	38.1	35.1	34.8
42.5°	1384.0	1059.2	237.1	101.5	78.9	56.9	44.4	37.1	31.6	28.6	28.3
45°	1443.9	1064.7	182.4	93.2	68.2	48.1	37.6	30.8	25.8	23.6	23.1
47.5°	1553.1	1102.8	145.1	84.9	57.9	40.8	32.1	25.6	21.3	19.0	18.8
50°	1747.6	1192.3	121.3	75.9	48.4	34.8	26.6	20.8	17.3	15.3	15.0
52.5°	2005.7	1351.7	108.3	67.2	40.1	29.6	21.8	16.5	13.5	12.0	11.8
55°	2290.4	1544.6	99.7	57.6	32.8	24.6	17.3	13.0	10.5	9.3	8.8
57.5°	2568.3	1711.8	91.7	48.4	27.3	20.0	13.8	10.3	8.3	7.0	6.8
60°	2823.6	1865.4	82.4	38.8	22.3	15.8	10.8	8.0	6.5	5.3	5.3
62.5°	3097.0	1984.1	69.7	30.3	18.3	12.0	8.8	7.3	5.3	4.5	4.3
65°	3386.7	2072.3	54.6	23.6	14.3	9.0	7.3	7.5	4.3	3.3	3.0
67.5°	3600.7	2054.8	40.3	18.5	11.0	7.0	7.0	8.0	3.8	2.5	2.3
69°	3553.6	1912.2	33.8	16.0	9.5	6.0	6.5	8.0	3.5	2.3	2.0
70°	3417.0	1754.4	29.8	14.3	8.5	5.5	6.3	7.8	3.3	2.3	2.0
72.5°	2845.7	1321.3	23.3	10.8	6.8	4.5	5.3	6.8	3.3	2.3	1.8
75°	2140.5	845.7	17.8	7.8	5.0	3.5	4.0	5.0	3.3	2.0	1.8
77.5°	1164.7	305.0	12.8	5.3	3.5	2.8	2.8	3.8	3.0	1.5	1.0
80°	299.5	76.7	8.0	3.5	2.8	2.0	1.8	2.5	1.8	0.3	0.0
82.5°	73.9	17.3	4.3	2.5	2.0	0.8	0.8	1.3	0.8	0.0	0.0
85°	40.6	8.5	2.8	1.8	1.0	0.0	0.0	0.3	0.0	0.0	0.0
87.5°	20.8	2.5	0.8	0.5	0.3	0.0	0.0	0.0	0.0	0.0	0.0
90°	0.0	0.0	0.0	0.0	0.0	0.0	0.0	0.0	0.0	0.0	0.0

Signify Classified - Internal
Cooper Lighting Solutions Photometric Lab
1121 Highway 74 South
Peachtree City, GA 30269

Scaled Data Report



Report Generated By 670245982

Signify Classified - Internal
Cooper Lighting Solutions Photometric Lab
1121 Highway 74 South
Peachtree City, GA 30269

Scaled Data Report



Signify Classified - Internal
Cooper Lighting Solutions Photometric Lab
1121 Highway 74 South
Peachtree City, GA 30269

Scaled Data Report



Signify Classified - Internal
Cooper Lighting Solutions Photometric Lab
1121 Highway 74 South
Peachtree City, GA 30269

Scaled Data Report



Signify Classified - Internal
Cooper Lighting Solutions Photometric Lab
1121 Highway 74 South
Peachtree City, GA 30269

Scaled Data Report



--- HS — SS

Signify Classified - Internal
Cooper Lighting Solutions Photometric Lab
1121 Highway 74 South
Peachtree City, GA 30269

Scaled Data Report



u

Signify Classified - Internal
Cooper Lighting Solutions Photometric Lab
1121 Highway 74 South
Peachtree City, GA 30269

Scaled Data Report



Signify Classified - Internal
Cooper Lighting Solutions Photometric Lab
1121 Highway 74 South
Peachtree City, GA 30269

Scaled Data Report



(END OF REPORT)